

**INSTRUCTIONS MANUAL FOR FILLING ONLINE APPLICATION FOR NATIONAL
OVERSEAS SCHOLARSHIP FOR ST CANDIDATES
(Academic Year 2023-24)**

Please read all instructions carefully, before filling the “National Overseas Application Form”

1. **Basic Instructions:** The Candidate is required to follow the below mentioned instructions.
 - a. It is necessary to **register at Digilocker** for all candidates.
 - b. All candidates need to **upload** their required documents first on **Digilocker**. The uploaded documents will be used while filling the application form by fetching from the Digi locker to fill the application form.
 - c. All documents should be uploaded in **pdf file** and the **Profile Photo** should be in **jpg/.jpeg** format.
 - d. In case of any problem while filling the application form in **Google Chrome or any other browser**, it is advised to **use internet explorer**. In case any issue/error in internet explorer as well, it is advised to **clear browser history/cache** and try again.

2. Before initiating registration process, Candidates are advised to keep following legible documents ready in **pdf file, except Profile Photo, which should be in jpg/jpeg**

Sl. No.	Name of the document	Valid document required
1.	Profile Photo	Passport size photo : [50 KB to 100 KB] only JPEG/JPG
2.	DOB Certificate	10 th Board Certificate where DOB is mentioned/ No certificate other than 10 th Board Certificate will be considered.
3.	PVTG	Issued by the competent authority not below the rank of Tehsildar, or any other authority authorized by the respective State/UT. For PVTG list, refer the below link: https://tribal.nic.in/downloads/statistics/AnnualReport/AREnglish2122.pdf Annexure-9A, page no 238, and Notifications for Scheduling/ De-Scheduling of STs https://tribal.nic.in/Clm.aspx Note: In case of any discrepancies in the spelling of the community in the above list, the concerned original Notification will be final.

4.	ST Certificate	<p>Issued by the competent authority not below the rank of Tehsildar, or any other authority authorized by the respective State/UT. For ST list, refer the below links: https://tribal.nic.in/downloads/statistics/AnnualReport/AREnglish2122.pdf Annexure-5B, page no 192 to 201 and Notifications for Scheduling/ De-Scheduling of STs https://tribal.nic.in/Clm.aspx</p> <p>Note: In case of any discrepancies in the spelling of the community in the above list, the concerned original Notification will be final.</p>		
5.	Income Certificate	<p>The certificate form total family income from all sources issued by the competent authority for the financial year 2022-23 [1st April'2022 to 31st March,2023). Refer Para 2.2 (iii) of the guidelines)</p>		
6.	Tax Assessment	<p>(ITR/Form16), if applicable for Financial Year 2022-23 (Assessment Year 2023-24)</p>		
7.	Marks Sheet	Master Degree	Graduation [all years/semester marks with consolidated grade sheet]	<p>Conversion formula sheet [in case of CGPA/OGPA/FGPA]</p>
	Ph.D.	Master degree [all years/semester marks with consolidated grade sheet] <i>M.Phil. marksheet is not allowed</i>		
	Post- doctoral	Master degree [all years/semester marks with consolidated grade sheet and Ph.D. awarded certificate] <i>M.Phil. marksheet is not allowed</i>		

❖ There are three stages for filling application of National Overseas Scholarship for ST Candidates:

- **Step-I. Registration Process in National Overseas Portal.**
- **Step-II. Registration Process in Digi locker Portal** (Only for those candidates who don't have Digi locker Account.)
- **Step-III. Filling Application Form**

Note: It is mandatory for all the candidates to register separately on National Overseas Scholarship portal at <https://overseas.tribal.gov.in/> as well as on Digi locker portal at <https://digilocker.gov.in>

Step-I. Registration Process in National Overseas Portal

- ❖ The candidate is required to register him/herself in the portal at <https://overseas.tribal.gov.in> with valid E-Mail ID and Mobile Number.

The screenshot shows the homepage of the National Overseas Scholarship Portal. At the top, there are logos for the Ministry of Tribal Affairs, Azadi Ka Amrit Mahotsav (75), G20 India 2023, and the portal itself. A navigation bar includes links for Home, About the Scheme, Dashboard, Grievances, Contact Us, Login, New Registration, and Registration on DigiLocker. The main banner features the slogan "Sabka Saath Sabka Vikas Sabka Vishwas Sabka Prayas" and a portrait of Prime Minister Narendra Modi. Below the banner, there is a section titled "About The Ministry" with a brief description of the ministry's objectives and a photo of Shri Ariun Munda.

The screenshot shows the "Academic Year 2023-24 Guidelines for Registration on National Overseas Scholarship Portal [NOS]". A blue arrow points to the "New Registration" tab in the navigation bar. The page contains the following information:

- Applicant applying for National Overseas Scholarship need to register on the portal by providing accurate and authenticated information in the "Student Registration form". Before Initiating registration process, students are advised to follow the instructions:**
- Eligibility Criteria:-**
 1. The Applicant belonging to ST should have passed the Graduation/ Post-Graduation/Ph.D examination for being eligible for the National Overseas Scholarship.
 2. The Applicant should get admission for regular and full time Master's/Ph.D/Post Doctoral Courses in accredited University/Institutions in abroad after selection.
- 3. Age Criteria:-**
 - i. For Master Degree, age should not be more than 32 years as on 01.07.2023.
 - ii. For Ph.D, age should not be more than 35 years as on 01.07.2023.
 - iii. For Post Doctoral Research, age should not be more than 38 years as on 01.07.2023
- 4. Minimum qualifications:-**
 - i. For Post-Doctoral: 55% marks or equivalent grade in relevant Master's degree and Ph.D awarded.
 - ii. For Ph.D: 55% marks or equivalent grade in relevant Master's degree.
 - iii. For Master's Degree: 55% marks or equivalent grade in relevant Bachelor's degree.
- 5. Total family income from all sources of the applicant or his/her parents/guardians or spouse should not exceed Rs. 6.00 Lakh per annum.
- 6. Required Documents:-**
 - i. Profile/ Personal Photo (Image file only).

- After clicking on **New Registration** ➡ **Student Registration** tab, the registration form will open.

Home About the Scheme Dashboard Grievances Contact Us
Login **New Registration** Registration on DigLocker

[Back](#)

Students Registration For National Overseas Scholarship

Aadhar No **Aadhar Enrollment No**

User Registration By:

Applicant's Full Name*:

Date of Birth (dd-mm-yyyy) *:

Gender*:

Aadhar Number*:

Mobile Number *:

Alternate Mobile Number (Optional):

Email ID*:

Domicile State Name*:

Domicile District Name*:

Set Password *:

Retype Password *:

Captcha Code: **67424D**

Enter Captcha Code *:

Content Managed by Ministry of Tribal Affairs, Government of India
 Designed, Developed and Hosted by National Informatics Centre (NIC), Last Updated: 19 May 2023

User Registration by		Aadhar no/Aadhar enrollment No: Aadhar No: Enter Aadhar No and validate Aadhar enrollment No: if Aadhar number is not available, apply Aadhar and put Aadhar enrollment no/acknowledgement no								
Applicant's Full Name*	:	Enter name as mentioned in Matriculation/10th/SSC Certificate. [In case of change in name, upload the supporting document along with 10th Board certificate]								
Date of Birth*		Select your Date of Birth as per the 10 th /matriculation certificate from the date calendar. It is to be noted that the age should be as per given table: <table border="1" style="margin-left: auto; margin-right: auto;"> <thead> <tr> <th>Course</th> <th>Age as on 1st July 2023</th> </tr> </thead> <tbody> <tr> <td>Master Degree</td> <td>32</td> </tr> <tr> <td>Ph.D</td> <td>35</td> </tr> <tr> <td>Post Doctoral</td> <td>38</td> </tr> </tbody> </table>	Course	Age as on 1 st July 2023	Master Degree	32	Ph.D	35	Post Doctoral	38
Course	Age as on 1 st July 2023									
Master Degree	32									
Ph.D	35									
Post Doctoral	38									
Mobile Number*	:	Enter valid mobile number . (This mobile number should be active throughout the selection process)								
Alternate Mobile Number	:	Enter any alternate mobile number, if available.								

(Optional)		
E-mail Id*	:	Enter your valid email id (All in Small Letters, E.g.: abc123@gmail.com) Your email will be your User ID for login.

Domicile State *	:	Select Domicile state [mentioned in ST/PVTG certificate] from the dropdown box available.
Domicile District *	:	Select Domicile district from the dropdown box available.

The screenshot shows a registration form with the following elements:

- Set Password *:** A text input field with the placeholder text "Create New Password".
- Retype Password *:** A text input field with the placeholder text "Re-enter Your Password".
- Captcha Code:** A captcha image displaying the characters "X 4 L G" and a small circular icon.
- Enter Captcha Code *:** A text input field with the placeholder text "Enter Captcha Code".
- Register:** A blue rounded rectangular button.

Set Password*	:	Create a password which should have minimum 8 characters.
Retype Password*	:	Retype the password same as above.
Enter Captcha Code*	:	Enter the Captcha code.

“Register”	:	After filling student registration form, applicants are advised to verify the information before clicking on “Register” button. Once Registration process is completed, the basic information can't be changed. i.e name, DOB, email id, mobile, domicile State and district
-------------------	---	---

!!! After clicking register button, You will receive an OTP on your mobile and email id mentioned during registration process. Now you are required to enter the same OTP in the text box and also click submit button

- If incase OTP is not received, kindly click on the resend OTP button.

जनजातीय कार्य मंत्रालय
Ministry of Tribal Affairs

NATIONAL OVERSEAS SCHOLARSHIP PORTAL

Home About the Scheme Dashboard Grievances Contact Us Login New Registration Registration on DigiLocker

[Back](#)
Note :- Please refer 'About the Scheme' option for 'Guidelines' and 'Instruction Manual' before proceeding.

Students Registration For National Overseas Scholarship

Enter OTP:

Submit Resend OTP Back


- The applicant will get confirmation message as **“Your registration completed successfully”** after entering correct OTP and submitting.

!!!Remember your login and password for all future correspondence.

जनजातीय कार्य मंत्रालय
Ministry of Tribal Affairs

NATIONAL OVERSEAS SCHOLARSHIP PORTAL

Home About the Scheme Dashboard Grievances Contact Us Login New Registration Registration on DigiLocker



Thank you!

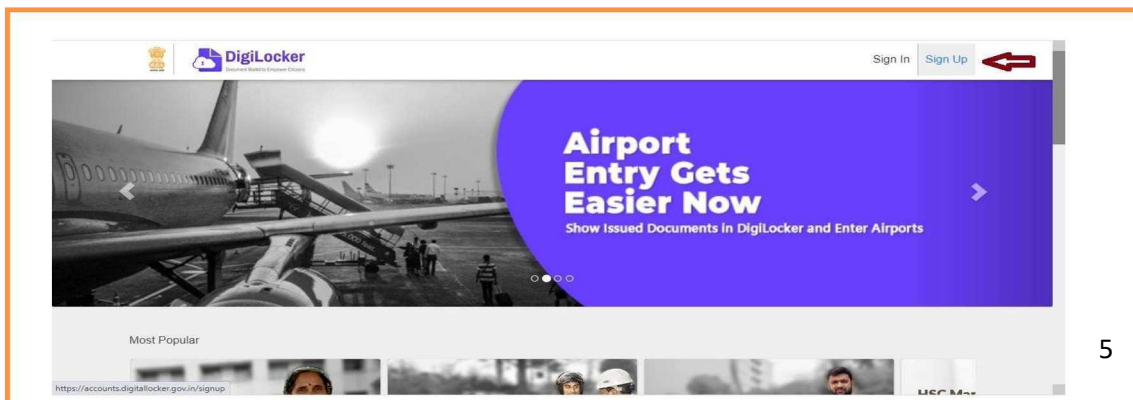
Your registration completed successfully.

Step – II Registration Process for Digi locker (Only for those who don't have Digi locker ID)



- The applicant whose account is not on Digi Locker will have to register his/her new account by clicking on the “Register on Digi Locker” button.

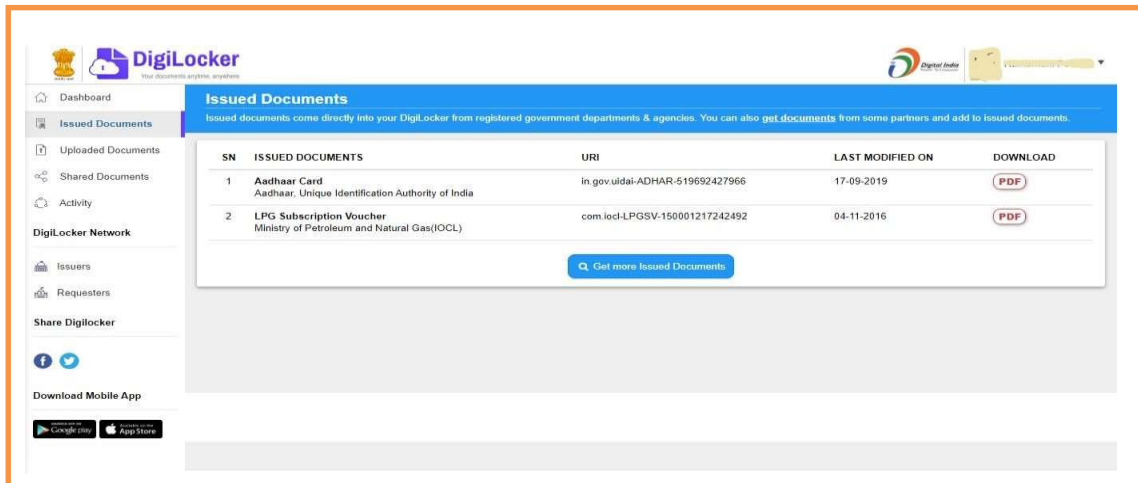
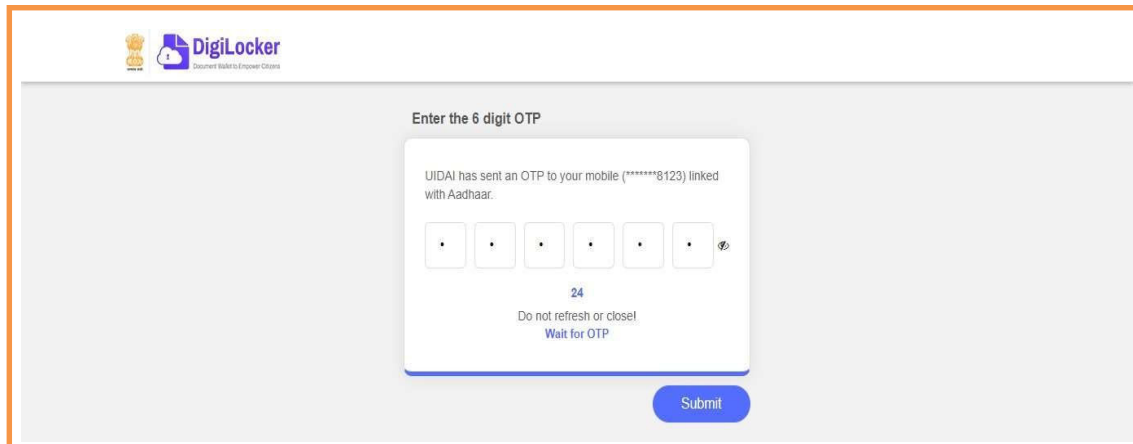
!!!No need to create another account, if you have already registered on Digilocker. You may use the same account ID for login and Upload /retrieve the required documents from Digi locker. The documents available on Digi locker will be directly fetched and need not be uploaded again. Only those documents which are not available in Digi locker are required to be uploaded by the applicant.



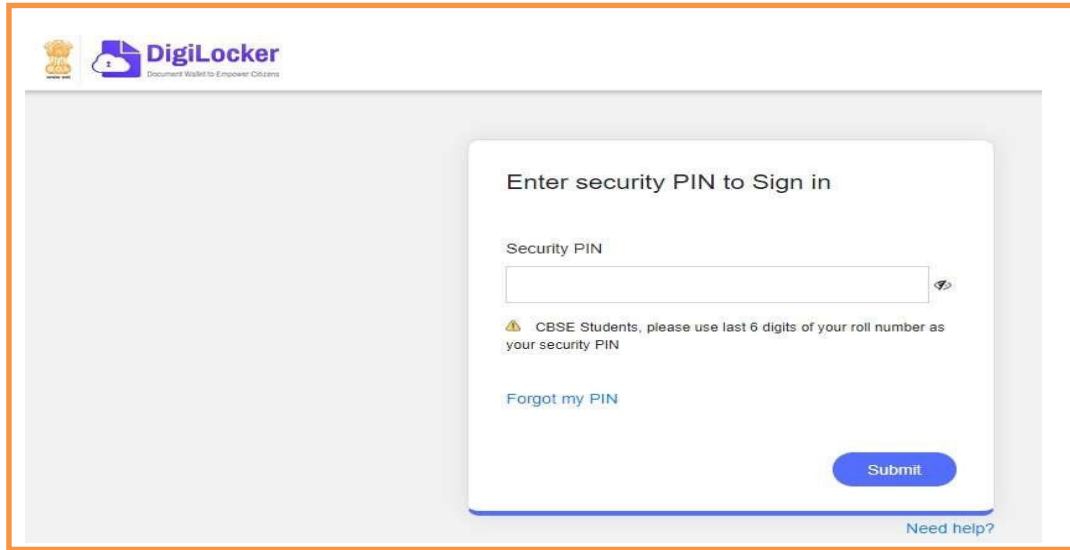
- **Process for Sign Up:** By clicking on Sign Up button, where the applicant will be asked to enter Aadhar number and click on Next button.



- Enter the OTP received on mobile number and click on Submit button.



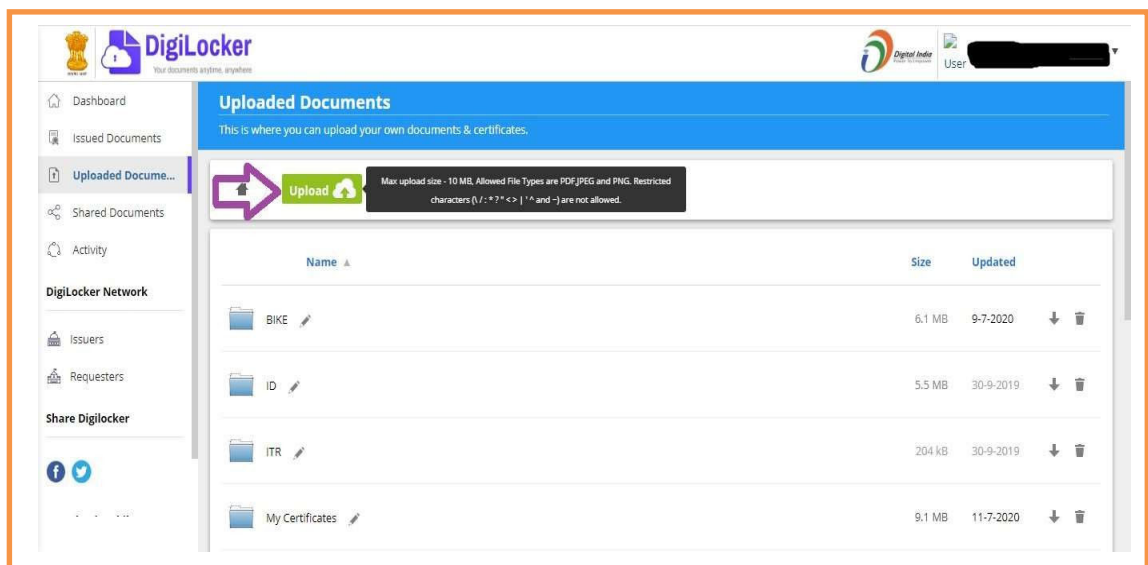
- Now you have to create a security Pin code (6 digit) by yourself and remember it for further use and click on submit button. Then your DigiLocker account will open.



Please verify your email: Kindly enter your mail id shown in the below image and click on **“Send Verification button”**. You will receive OTP on your registered e-mail. After entering OTP your Digilocker account will be activated.

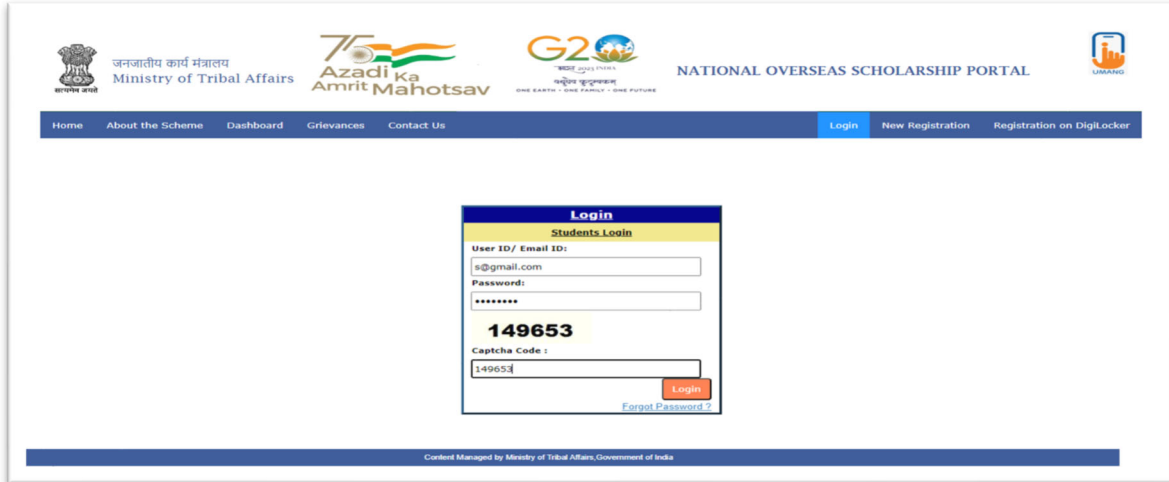
In the **dash board** of Digi locker there are two columns one is **“Issued Documents (Verified by Government or competent authority)”** and another is **“Uploaded Documents (self-uploaded)”**.

- **How to Upload the Documents on Digi Locker:** If any related document is not under Issued documents, upload all the required document at **“Uploaded documents”** section.



Step-III Filling Application Form:

- The candidate is required to fill the application form with all necessary information and documents.
- **Log In Screen:** Enter your email Id, password and valid captcha code.



- After successful login, Application form will be displayed to fill information.

1. Personal Information:

Full Name	:	Pre-filled
Mother's Name	:	Enter Mother's name as per 10 th board certificate.

Father/Guardian's Name	:	Enter Father/Guardian's name as per 10 th board certificate.
Gender	:	Select the Gender from the drop-down menu (Male/Female/Others).
Date of Birth	:	Pre-filled
Mobile number	:	Pre-filled
Email id	:	Pre-filled
Domicile State	:	Pre-filled
Orphan	:	In case of orphan, tick the check box
ST certificate issuing State	:	Enter name of the State, where the certificate has been issued
Religion	:	Select the religion from the drop-down menu.
Tribe/Community Name	:	Select the Tribe/Community name from the drop-down menu.
Do you Belong to PVTG	:	Click "Yes", if you come under PVTG category. [Community name should match with PVTG community list].

2. Candidate's Address:

App. No.: 202324-NOS-ANN-00001 Application Status : Pending

Permanent Add belongs to:* Rural Urban
 House No/ Flat No/ Plot No*
 State* District*
 Block/ Taluka Name* Village Name*
 PIN Code*
 Please tick in box, if Permanent Address and Correspondance Address are same.

Correspondance Add. belongs to* Rural Urban
 House No/ Flat No/ Plot No*
 State* District*
 Area Type* Area Name*
 PIN Code*

Relative Details:-
 Relative's Name* Relation*
 Contact No* Relative's Email ID*

Content Managed by Ministry of Tribal Affairs, Government of India

Permanent Address: -

Rural/Urban	:	Click Rural/Urban based on the permanent address
House No/Flat No/Plot No	:	Enter House No/Flat No/Plot No etc.
State	:	Select the state from drop down menu.

District	:	Select the district from drop down menu.
Pin Code	:	Write the 6 digit valid Pin Code

Correspondence Address: - Note : [Incase the permanent address and correspondence address are the same, "tick" in the check box]

House No/Flat No/Plot No	:	Enter correct address
State	:	Select the state from drop down menu.
District	:	Select the district from drop down menu.
Pin Code	:	Write the 6 digit valid Pin Code


Relative Details:-

Relative's Name* Relation*

Contact No* Relative's Email ID*

Relative's Name	:	Enter Relative's Name
Relation	:	Select the Relationship with relative from drop down menu.
Contact No.	:	Enter Relative's Contact Number
Relative's Email ID	:	Enter Relative's valid Email ID

3. Candidate's Status:



जनजातीय कार्य मंत्रालय
Ministry of Tribal Affairs

NATIONAL OVERSEAS SCHOLARSHIP PORTAL

[Update profile](#) [Welcome : r@gmail.com](#) [Logout](#)

[Back](#)

App. No.: 202324-NOS-GUJ-00002

Application Status : Pending

Personal Information

Address Details

Candidate Status

Education Details

Work Experience Details

Relatives Details

Candidate's Document

Father (Annual Income)* (In Rs.) Mother (Annual Income)* (In Rs.)

Family's Annual Income* (In Rs.)

Back
Save & Next

Father (Annual Income)	Enter your father's annual income during 2022-23, if any
Mother (Annual Income)	Enter your mother's annual incomes during 2022-23, if any
Family's Annual Income	Automatically calculated based on above information

Note:

1. The Total family's income from all sources of his/her parents/guardians or spouse should not exceed Rs. 6,00,000/- per annum.
2. The candidate is required to provide details of income from all sources of his/her family members for the last financial year [2022-23]
3. The Income certificate should be issued by competent authority not below the rank of Tehsildar or any other authority designated by the State Govt./UT Administration.
4. The Candidates are advised to upload all income certificates in single PDF file, while up loading the documents in the application form.

4. Details of Educational Qualification:

The screenshot shows the 'Education Details' section of an application form. At the top, there is a 'Back' button and the application number '202324-NOS-ANN-00001'. The application status is 'Pending'. Below this are several tabs: 'Personal Information', 'Address Details', 'Candidate Status', 'Education Details' (selected), 'Work Experience Details', 'Relatives Details', and 'Candidate's Document'.

The form contains the following fields and options:

- 'Have you passed GRE/GMAT/TOEFL etc. (If Yes, Please give details.):' Yes (selected)
- 'Have you applied for/ get any offers for universities abroad?(If Yes, Please give details.):' Yes (selected)
- 'University Name:' California University
- 'University's Rank:' 1000
- 'University Address:' [Redacted]
- 'Exp./ Actual Joining Date:' 20/04/2023
- 'Research Stream*':
 - Pure/ Applied Science/ Engineering and Technology/ Mathematics [STEM]
 - Management/ Economic/ Finance/ Law
 - Agriculture/ Medicine
 - Humanities/ Social Science/ Fine Arts
- 'Subject Name*': [Redacted]
- 'Degree/ Programme for which Scholarship is sought*':
 - Masters Degree
 - Ph.D
 - Post Doctoral Research

Below these fields is a table of educational qualifications:

Education	University Name and AISHE Code	Examination Name and Stream	Passing Year	CGPA/ OGPA	Percentage of Marks
Post Graduation/ Master	UIM 5453	MCA CS	2023	Yes 6.00	78.00
Ph.D	PHD UNIVERSITY P-2345	PHD HINDI	2023	Yes 8.00	89.00

At the bottom of the form are 'Back' and 'Save & Next' buttons. A footer note states: 'Content Managed by Ministry of Tribal Affairs, Government of India'.

Have you passed GRE/GMAT/TOEFL etc.	If Yes, give details from drop-down menu, otherwise select "No"
Have you applied for/got any offer of admission from universities abroad	If Yes, give details from drop-down menu, Otherwise select "No"
University/Rank	Enter rank from the latest QR world ranking of the university from where you have received offer of admission

	https://www.topuniversities.com/university-rankings/world-university-rankings
University Address	Address of the university where you have already joined/received offer of admission letter
Joining date/Expected joining date	Enter joining date/expected date of joining
Stream	Select stream from the drop-down menu
Subject	Enter the subject which is relevant to Stream

Degree/Programme for which Scholarship: The scholarship is provided for Master’s Degree, Ph.D and Post-Doctoral Research . The relevant course need to be selected by the candidate.

For Master Degree Course

Degree/ Programme for which Scholarship is sought*						<input checked="" type="radio"/> Masters Degree <input type="radio"/> Ph.D <input type="radio"/> Post Doctoral Research		
Education	University Name and AISHE Code		Examination Name and Stream		Passing Year	CGPA/ OGPA		Percentage of Marks
Graduation/ Bachelor	University Name	AISHE	Examination Name	Stream Name	Sel	Yr	Grade Mark	Enter % of

- Enter University name
- Enter the University AISHE code[refer <http://aishe.gov.in/aishe/aisheCode>]

The screenshot shows the AISHE website interface for searching institution codes. The search form includes dropdown menus for Institution Type (University), State (Delhi), District (All District), and University Type (All University Type). Below the form, there is a table listing institutions with columns for Aishe Code, State Name, District Name, University Name, University Type, and Status.

Aishe Code	State Name	District Name	University Name	University Type	Status
U-0096	Delhi	South	All India Institute of Medical Sciences	Institute of National Importance	Active
U-0853	Delhi	South	DELHI PHARMACEUTICAL SCIENCES AND RESEARCH UNIVERSITY	State Public University	Active
U-0098	Delhi	North West	Delhi Technological University	State Public University	Active

- Enter name of the examination and stream details
- Select the year of passing from drop down menu
- **CGPA/OGPA:** Select **“YES”** if Graduation degree marking system is based on CGPA (Cumulative Grade Point Average) or based on OPGA (Overall Grade Point Average). Otherwise select **“NO”**.
- Enter the total percentage of marks [or enter equivalent percentage in case of CGPA/OGPA]

For Ph.D Course

Degree/ Programme for which Scholarship is sought* Masters Degree Ph.D Post Doctoral Research

Education	University Name and AISHE Code		Examination Name and Stream		Passing Year	CGPA/ OGPA	Percentage of Marks
Post Graduation/ Master	<input type="text" value="University Name"/>	<input type="text" value="AISHE"/>	<input type="text" value="MA/ M.Sc/ MCA/ M"/>	<input type="text" value="Science/ Maths/ A"/>	<input type="text" value="Select"/>	<input type="text" value="No"/>	<input type="text" value="Enter % of Marks"/>

- Enter University name
- Enter the University AISHE code [refer <http://aishe.gov.in/aishe/aisheCode>]
- Enter name of the examination and stream details
- Select the year of passing from drop down menu
- **CGPA/OGPA:** Select **“YES”** if Post Graduation degree marking system is based on CGPA (Cumulative Grade Point Average) or based on OPGA (Overall Grade Point Average). Otherwise select **“NO”**.
- Enter the total percentage of marks [or enter equivalent percentage in case of CGPA/OGPA]

For Post-Doctoral Research Course

Degree/ Programme for which Scholarship is sought* Masters Degree Ph.D Post Doctoral Research

Education	University Name and AISHE Code		Examination Name and Stream		Passing Year	CGPA/ OGPA	Percentage of Marks
Post Graduation/ Master	<input type="text" value="University Name"/>	<input type="text" value="AISHE"/>	<input type="text" value="MA/ M.Sc/ MCA/ M"/>	<input type="text" value="Science/ Maths/ A"/>	<input type="text" value="Select"/>	<input type="text" value="No"/>	<input type="text" value="Enter % of Marks"/>
Ph.D	<input type="text" value="University Name"/>	<input type="text" value="AISHE"/>	<input type="text" value="MA/ M.Sc/ MCA/ M"/>	<input type="text" value="Science/ Maths/ A"/>	<input type="text" value="Select"/>	<input type="text" value="No"/>	<input type="text" value="Enter % of Marks"/>

- Enter University name
- Enter the University AISHE code [refer <http://aishe.gov.in/aishe/aisheCode>]
- Enter name of the examination and stream details

- Select the year of passing from dropdown menu
- **CGPA/OGPA:** Select as **“YES”** if Post Graduation//Ph.D degree marking system is based on CGPA (Cumulative Grade Point Average) or based on OPGA (Overall Grade Point Average).Otherwise select as **“NO”**.
- Enterthetotalpercentageofmarks[orenterequivalentpercentageincaseofCGPA/OGPA]


[NOTE: If the applicant’s grading system is in CGPA/OGPA, the applicant has to provide theConversion document (from CGPA/OGPA to equivalent Percentage) as per their respectiveUniversity Norms.]

5. Work Experience Details:

The screenshot shows the 'National Overseas Scholarship Portal' interface. At the top, there is a header with the Ministry of Tribal Affairs logo and the text 'जनजातीय कार्य मंत्रालय Ministry of Tribal Affairs'. The main title is 'NATIONAL OVERSEAS SCHOLARSHIP PORTAL'. Below the header, there are navigation links: 'Update Deficient Documents', 'Acceptance for Interview', 'Welcome : alok@gmail.com', and 'Logout'. A 'Back' button is visible on the left. The application number is 'App. No.: 202223-NOS-ASS-00004' and the application status is 'Submitted'. The form has several tabs: 'Personal Information', 'Address Details', 'Candidate Status', 'Education Details', 'Work Experience Details' (which is active), 'Relatives Details', and 'Candidate's Document'. The 'Work Experience Details' section contains the following fields: 'Whether currently working' (dropdown menu set to 'No'), 'Year of work experience*' (dropdown menu set to '0'), 'Work experience Area*' (radio buttons for 'Research', 'Teaching', 'Professional of the concerned field', and 'Other'), and 'Details of Work Experience' (text area containing 'dfgddh'). At the bottom of the form, there are 'Back' and 'Save & Next' buttons.

Whether currently working	If you are currently working, select “Yes” otherwise select “No”. Note: upload ITR or Form16 if currently working for theyear 2022-23.
Year of work experience	Select No. of years of experience from drop down menu
Work experience Area	Select work experience area from the given options
Details of work experience	Please provide experience details in brief

6. Details of relatives who have already availed NOS Scholarship:


 जनजातीय कार्य मंत्रालय
 Ministry of Tribal Affairs

NATIONAL OVERSEAS SCHOLARSHIP PORTAL

Update profile Welcome : s@gmail.com Logout

[Back](#)

App. No.: 202324-NOS-ANN-00001 Application Status : Pending

[Personal Information](#)
[Address Details](#)
[Candidate Status](#)
[Education Details](#)
[Work Experience Details](#)
[Relatives Details](#)
[Candidate's Document](#)

Has any of your brother/ sister been awarded this Scholarship? If so, please state their name, relationship with you and year of award Yes

Name Relationship
 Year of Award

[Back](#)
[Save & Next](#)

Note# If any relative been awarded the NOS Scholarship earlier for ST, kindly provide the required information.

7. Candidate's Documents:

[Back](#)

App. No.: 202324-NOS-ANN-00001 Application Status : Pending

[Personal Information](#)
[Address Details](#)
[Candidate Status](#)
[Education Details](#)
[Work Experience Details](#)
[Relatives Details](#)
[Candidate's Document](#)

All documents are compulsory to be uploaded in Digilocker.

Required Documents :-

- Profile/ Personal Photo (Image file only)
- DOB Certificate (10th Marksheet/ Certificate in PDF only)
- Family Income Certificate (PDF only)
- Master Degree(Marksheet) and Conversion factor formulae from CGPA to equivalent percent of mark (If applied in Ph.D or Post Doctoral Research) (PDF only)
- Ph.D(Marksheet) and Conversion factor formulae from CGPA to equivalent percent of mark (If applied in Post Doctoral Research) (PDF only)
- Graduation(Marksheet) and Conversion factor formulae from CGPA to equivalent percent of mark (If applied in Master Degree) (PDF only)
- ST Certificate (PDF only)
- PVTG Certificate (If belongs to PVTG) (PDF only)
- Copy of latest Tax-Assessment (ITR/ Form-16) (PDF only)
- Admission or Offer Letter (PDF only)

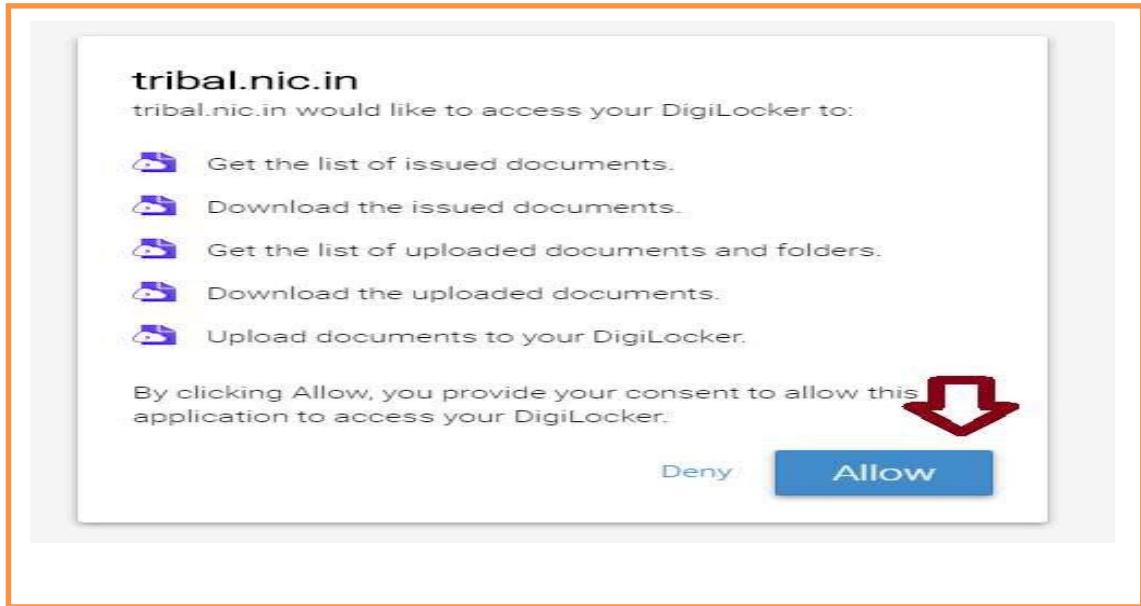
If your required documents are available in Digilocker then please [Fetch Documents from DigiLocker for linking](#)

Required Documents	Linked Documents
Profile/Personal Photo	
DOB Certificate	
Family Income Certificate	
ST Certificate	
Master Degree(Marksheet) and Conversion factor formulae from CGPA to equivalent percent of mark (If CGPA)	
Ph.D(Marksheet) and Conversion factor formulae from CGPA to equivalent percent of mark (If CGPA)	
PVTG Certificate	
Admission or Offer Letter	

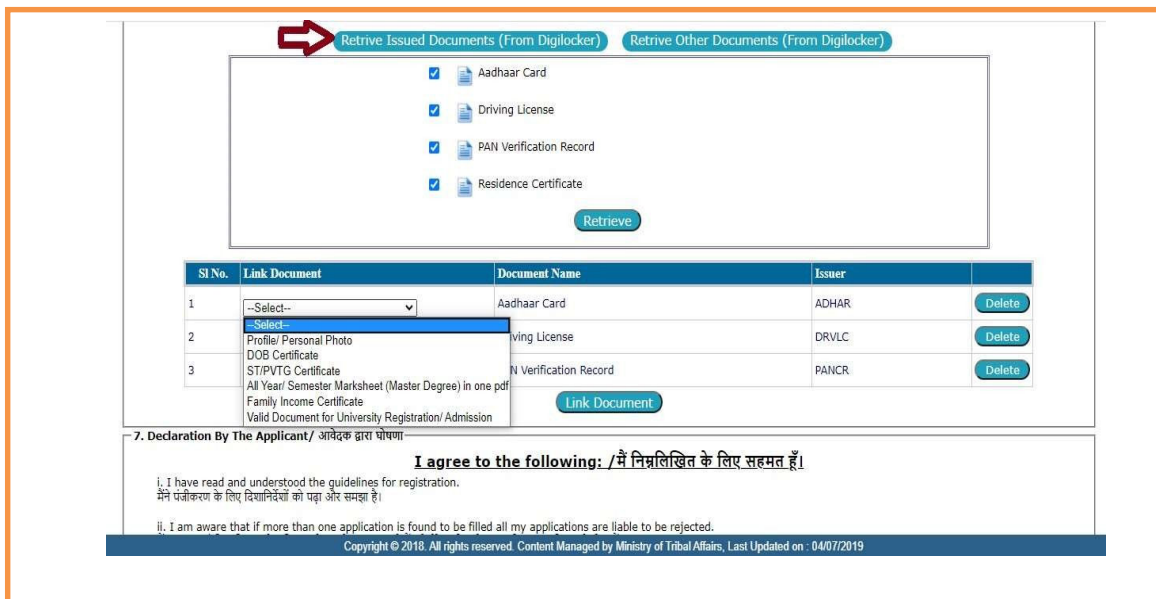
I agree to the following: / मैं निम्नलिखित के लिए सहमत हूँ।

Content Managed by Ministry of Tribal Affairs, Government of India

- **Fetching of document from Digi locker:** Candidate can fetch the document from the Digilocker by clicking on Option No3. **Fetch Documents from Digi Locker for linking.**
- It will redirect the applicant to the Digi locker window, then applicant have to sign in and click on “allow” button to get the documents from the Digi-locker.



- After click on allow button, applicant will get the access for the section of “IssuedDocuments” and “Uploaded documents” on the application form.
- To “Retrieve issued document” applicant needs to click on Retrieve button.



- **Retrieve Other Documents** : By clicking on “Retrieve other documents ”you will get those documents which have been uploaded by you in DigiLocker.

[Retrieve Issued Documents \(From DigLocker\)](#) [Retrieve Other Documents \(From DigLocker\)](#)

- Family Income Certificate.pdf
- Master Degree(Marksheet) and Conversion factor for.pdf
- Profile Personal Photo.jpg
- DOB Certificate.pdf
- PVTG Certificate.pdf
- Copy of latest Tax Assessment (ITR Form 16).pdf
- ST Certificate.pdf

[Retrieve](#)

Sl No.	Link Document	Document Name	Issuer	
1	--Select--	Family Income Certificate.pdf	OTHER	Delete
2	--Select--	Profile/Personal Photo	OTHER	Delete
3	--Select--	DOB Certificate	OTHER	Delete
4	--Select--	Family Income Certificate	OTHER	Delete
5	--Select--	ST Certificate	OTHER	Delete
6	--Select--	Graduation(Marksheet) and Conversion factor formulae from CGPA to equivalent percent of mark (if CGPA)	OTHER	Delete
7	--Select--	PVTG Certificate	OTHER	Delete
8	--Select--	Copy of latest Tax-Assessment (ITR/ Form-16)	OTHER	Delete
9	--Select--	Copy of latest Tax Assessment (ITR Form 16) .pdf	OTHER	Delete
10	--Select--	ST Certificate.pdf	OTHER	Delete

[Link Document](#)

8.Declaration By The Applicant/ आवेदन द्वारा घोषणा

I agree to the following: / मैं निम्नलिखित के लिए सहमत हूँ।

i. I have read and understood the guidelines for registration.
मैंने पंजीकरण के लिए दिशानिर्देशों को पढ़ा और समझा है।

ii. I am aware that if more than one application is found to be filled all my applications are liable to be rejected.
मैं जानता हूँ कि यदि एक से अधिक आवेदन भर दिए जाते हैं, तो मेरे सभी आवेदन अस्वीकार कर दिए जाने योग्य हैं।

Copyright © 2018. All rights reserved. Content Managed by Ministry of Tribal Affairs, Last Updated on - 04/07/2019

- **Link Document:** Applicant is required to Link all the relevant documents on their respective Place.

Declaration by the Applicant: Read declaration part carefully and submit your application.

ix. Copy of latest Tax-Assessment (ITR/ Form-16) (PDF only)

x. Admission or Offer Letter (PDF only)

2. If your required documents are available in DigLocker then please [Fetch Documents from DigiLocker for linking](#).

Required Documents	Linked Documents
Profile/Personal Photo	
DOB Certificate	
Family Income Certificate	
ST Certificate	
Master Degree(Marksheet) and Conversion factor formulae from CGPA to equivalent percent of mark (if CGPA)	
Ph.D(Marksheet) and Conversion factor formulae from CGPA to equivalent percent of mark (if CGPA)	
PVTG Certificate	
Admission or Offer Letter	

I agree to the following: / मैं निम्नलिखित के लिए सहमत हूँ।

i. I have read and understood the guidelines for registration.
मैंने पंजीकरण के लिए दिशानिर्देशों को पढ़ा और समझा है।

ii. I am aware that if more than one application is found to be filled all my applications are liable to be rejected.
मैं जानता हूँ कि यदि एक से अधिक आवेदन भर दिए जाते हैं, तो मेरे सभी आवेदन अस्वीकार कर दिए जाने योग्य हैं।

iii. I hereby declare that all statements made in the application are true, complete and correct to the best of my knowledge and belief. I understand that in the event of any information being found untrue / false / incorrect or I do not satisfy the eligibility criteria, my candidature will be cancelled / terminated, without assigning any reasons thereof. I have read the contents of the advertisement and agree to abide by the rules, regulations and procedures for the application NOS-2023-24 applied for.
मैं इस बात की घोषणा करता हूँ कि आवेदन में दिए गए सभी कथन मेरे ज्ञान और विश्वास के पूर्ण और सही हैं। मैं समझता हूँ कि किसी भी जानकारी के असत्य / गलत पाए जाने की स्थिति में या पाठ्य मानदंड को पूरा नहीं करता हूँ तो मेरी उम्मीदवारी रद्द / समाप्त कर दी जाएगी, बिना किसी कारण बताए। मैंने विज्ञापन की सामग्री को पढ़ा है और एनओएस-2023-24 के लिए आवेदन के नियमों, विनियमों और प्रक्रियाओं का पालन करने के लिए सहमत हूँ।

[Back](#) [Final Submit](#)

- Read the declaration table carefully before you submitting your application. When you are submitted the application then it will be automatically considered that you have agreed to the Norms and conditions written in the Declaration Section.
- The applicant needs to click **“Save As Draft”** button whenever required to resume

the application form in edit mode.

- Click on “**Submit**” button for final submission of the Application. **(Any information cannot be updated/edited, if application submitted successfully.)**

Important links:

Particulars	Links for support
Online application registration	https://overseas.tribal.gov.in/
ST Community name	https://tribal.nic.in/downloads/statistics/AnnualReport/AREnglish2122.pdf (i) Annexure-5B, page no 190, (ii) Notifications for Scheduling/ De-Scheduling of STs https://tribal.nic.in/Clm.aspx
PVTG Community name	https://tribal.nic.in/downloads/statistics/AnnualReport/AREnglish2122.pdf (iii) Annexure-9A, page no 238, (iv) Notifications for Scheduling/ De-Scheduling of STs https://tribal.nic.in/Clm.aspx
AISHE code	https://aishe.gov.in/aishe/aisheCode
Digi locker	https://www.digilocker.gov.in/
Students' query/grievances	https://tribal.nic.in/Grievance/GrievanceLogin.aspx
Land Phone	011-23345770
mail id	fellowship-tribal@nic.in
